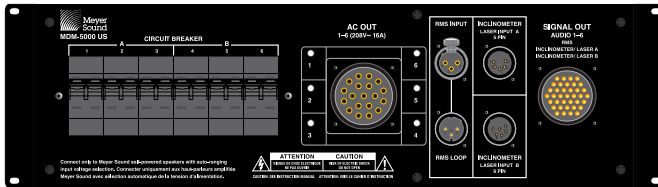


MDM-5000™ High-Power Distribution Module

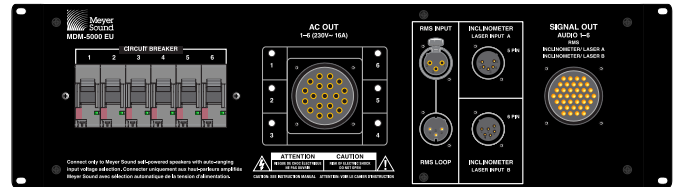


MDM-5000 U.S. version

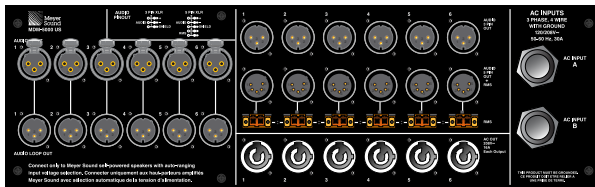
MDM-5000 E.U. version



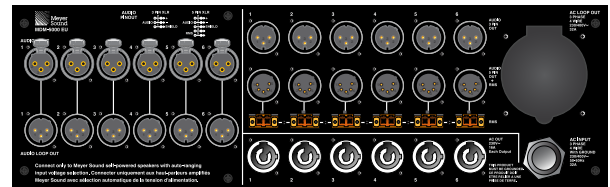
Front panel (Six 20 A circuit breakers)



Front panel (Six 16 A circuit breakers)



Rear panel
(AC power inlets: two L21-30 connectors)



Rear panel
(AC power inlet: one CEE-32A connector with loop output)

The 3-phase MDM-5000 high-power distribution module provides convenient and flexible routing of up to six channels of audio, AC power, and RMS™ to Meyer Sound loudspeaker systems. Optimized for integration with LEO® Family loudspeakers, the MDM-5000 is part of a complete solution that speeds setup, simplifies cable runs, and standardizes connectivity across systems. The module is available in U.S. and E.U. versions.

The MDM-5000 offers multiple ways to route power and audio. The front panel features standard connectors for audio and power multicables, while the rear panel offers discrete audio, RMS, and power connectors.

Balanced audio is received from six rear-panel XLR 3-pin audio inputs. Corresponding loop output connectors allow flexible routing of input signals to other inputs on the module, so that signals can be easily re-patched at the distribution

module rather than at the loudspeakers. Rear-panel audio outputs include XLR 3-pin male (balanced audio) and XLR 5-pin male (balanced audio and RMS) that operate in parallel with the front-panel multipin output to facilitate signal routing to individual loudspeakers. The rear panel also includes six FT-10 connectors for routing RMS signals.

A rear-panel 3-phase AC power inlet (U.S.: two L21-30 connectors; E.U.: one CEE-32A connector with loop output) routes to six independent circuit breaker switches. Voltage presence is indicated by six front-panel LEDs.

A Socapex multipin connector on the front panel routes up to six channels of power to a single output for multicable transmission. Six powerCON 20 connectors on the rear panel route power to individual loudspeakers. Front-

and rear-panel power connectors can be used simultaneously.

A standard LK37 multipin connector on the front panel routes up to six channels of audio, RMS, and lasers or inclinometers to a single output for multicable transmission. Loop-through connectivity to an RMS network is enabled via two front-panel XLR connectors. 5-pin and 6-pin XLR connection points for lasers/inclinometers are located on the front panel.

Audio and power cabling packages for a range of LEO Family and ULTRA Series loudspeaker configurations are available from Meyer Sound.

The MDM-5000 is housed in a 3-space, 19-inch rackmount enclosure with adjustable front brackets to mount the unit in either a flush or recessed position. Included supplemental rear rackmount brackets provide additional support.

FEATURES & BENEFITS

- Routes six channels of AC power, balanced audio, and RMS to Meyer Sound self-powered loudspeakers and stage monitors
- Streamlines setup with audio, power, and RMS cabling packages for systems containing LEO-M, LYON, LEOPARD, 1100-LFC, 900-LFC, ULTRA Series, and many complementary fill configurations

- Supports standard LK-37 and Socapex multipin, XLR 3-pin (balanced audio), and XLR 5-pin (balanced audio and RMS) connectors
- Allows loop-through connection of multiple MDM-5000 units to a single RMS network for monitoring system performance

SOLUTIONS

- Touring
- Festivals
- AV rentals
- Cross-rentals

MDM-5000 SPECIFICATIONS

FRONT PANEL	MDM-5000 U.S. version	MDM-5000 E.U. version
Analog Audio Outputs	Six channels from LK37 37-pin male connector	
RMS Network/Thru	Two gold-plated XLR 3-pin network connectors (one male and one female) reporting loudspeaker amplifier operating parameters to the RMServer	
Laser Inclinator	One gold-plated XLR 5-pin male connector (Recline); one XLR 6-pin male connector (ProSight)	
AC Outlets ¹	Six circuits from Socapex 19-pin female connector	
LEDs	Six LED indicators for AC voltage presence	
Circuit Breakers	(U.S.) Six 20 A double-pole MCB breaker switches for enabling AC outputs 1–6 ¹	(E.U.) Six 16 A RCBO type C breaker switches for enabling AC outputs 1–6 ¹
REAR PANEL		
Analog Audio Inputs	Six gold-plated XLR 3-pin female connectors Six gold-plated XLR 3-pin male loop output connectors to patch to inputs	
Analog Audio Outputs	Six gold-plated XLR 3-pin male connectors	
Analog Audio/RMS Outputs	Six gold-plated XLR 5-pin male connectors	
RMS Network	Six RMS FT-10 network connectors	
AC Outlets ²	Six powerCON 20 female connectors	
AC Inlets	(U.S.) Two L21-30 male connectors	(E.U.) One CEE 32A male connector with loop output
AC POWER		
Input Type	3-phase Wye	
3-Phase AC Inlet Connection	(U.S.) X, Y, Z, Ground (Neutral not used ³)	(E.U.) L1, L2, L3, Neutral, Ground
Safety Rated Voltage Range	(U.S.) 100–130 V AC per phase, 50–60 Hz ¹	(E.U.) 220–240 V AC per phase, 50–60 Hz ¹
Output Load	(U.S.) Branch outputs wired as Delta loads to deliver 208 V (nominal) to loudspeakers	(E.U.) Branch outputs wired as Wye loads to deliver 230 V (nominal) to loudspeakers
Branch Voltage Output	(U.S.) 173–225 V AC (Line-Line-Ground)	(E.U.) 220–240 V AC (Line-Neutral-Ground)
Maximum Long-Term Continuous Current Draw ⁴	(U.S.) 16 A per circuit or 24 A maximum load per phase per inlet ⁵	(E.U.) 16 A per circuit or 32 A maximum load per phase ⁶
PHYSICAL		
Dimensions	3-space rackmount 19.00 inches W x 5.25 inches H x 15.30 inches D (483 mm x 134 mm x 388 mm)	
Finish	Low-gloss black, very fine textured	

NOTES

- Depending on load configuration, breaker capacity and input voltage restrictions may apply.
- Connect only to Meyer Sound self-powered loudspeakers with auto-ranging input voltage selection.
- Neutral contact is present on L21-30 connectors; no neutral wiring is present inside the MDM-5000 U.S. version.
- Must meet or exceed the sum of the maximum long-term continuous current draw for all connected loudspeakers. Current draw must not exceed either indicated value.
- U.S. version contains two 3-phase AC inlets; each corresponds to three circuit breakers (1–3, 4–6).
- E.U. version contains one 3-phase AC inlet; corresponds to all circuit breakers (1–6).

MDM-5000 — 04.257.004.01 A

Copyright © 2016
Meyer Sound Laboratories Inc.
All rights reserved

MEYER SOUND LABORATORIES INC.
2832 San Pablo Avenue
Berkeley, CA 94702

+1 510 486.1166
techsupport@meyersound.com
www.meyersound.com

ARCHITECT SPECIFICATIONS

The high-power distribution module shall route up to six channels of AC power, balanced audio, and RMS to Meyer Sound self-powered loudspeakers with auto-ranging input voltage selection.

Rear-panel inputs shall include six XLR 3-pin female connectors for receiving balanced audio. Audio inputs shall be routed to corresponding audio outputs, and may also be routed to adjacent audio inputs from six XLR 3-pin male loop output connectors.

Rear-panel outputs shall include six XLR 3-pin and six XLR 5-pin male connectors for balanced audio, six powerCON 20 connectors for AC power, and six FT-10 network connectors for the RMS remote monitoring system with muting, soloing, and monitoring of RMS-equipped loudspeakers from a Mac® or Windows®-

based computer. The XLR 5-pin connectors shall accommodate both balanced audio and RMS with composite cabling.

Rear-panel AC power inlets (U.S.: two L21-30 connectors; E.U.: one CEE-32A connector with loop output) shall route power to the module.

Two front-panel XLR 3-pin connectors, one male and one female, shall provide loop-through connectivity to the RMS remote monitoring system. Two front-panel XLR male connectors, one 5-pin and one 6-pin, shall provide connections for optional laser inclinometers.

One front-panel LK37 37-pin male connector shall provide six channels of balanced audio, RMS, and laser inclinometer connectors for supply to a signal multicable.

One front-panel Socapex 19-pin female connector shall provide six AC outlets for supply to a power multicable.

Six front-panel circuit breaker switches (U.S.: 20 A; E.U.: 16 A) shall enable AC to outputs 1–6 and protect the distribution module from unsafe current draw levels. Six front panel LEDs shall indicate voltage presence for each AC output.

The distribution module shall be housed in a 3-space, 19-inch reversible rackmount enclosure. Its AC inlet shall be locking connectors (U.S.: two L21-30 connectors; E.U.: one CEE 32A connector with loop output) to prevent unwanted power disconnections.

The high-power distribution module shall be the Meyer Sound MDM-5000.